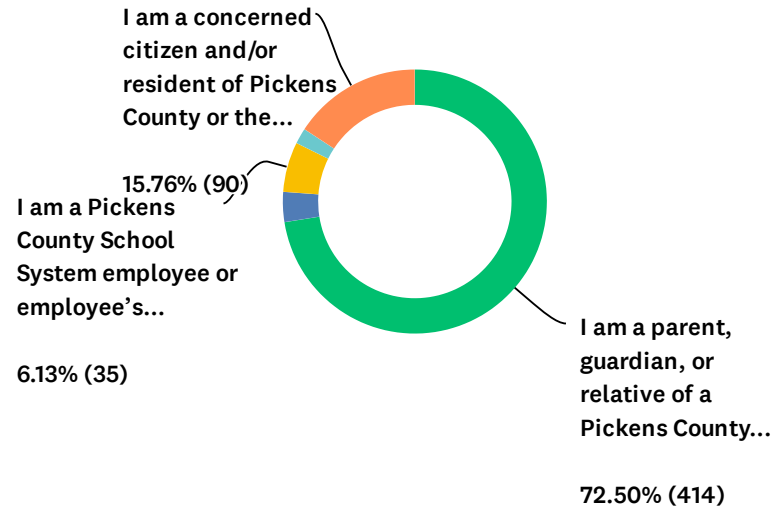


Q1 Which of the following best describes you:

Answered: 571 Skipped: 0

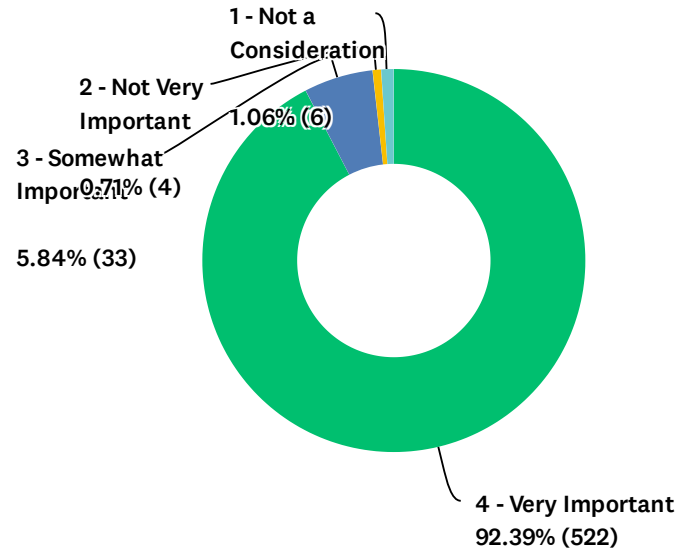


ANSWER CHOICES	RESPONSES	
I am a parent, guardian, or relative of a Pickens County student. (1)	72.50%	414
I am a Pickens County student. (2)	3.68%	21
I am a Pickens County School System employee or employee's relative. (3)	6.13%	35
I have business interests in or near Pickens County. (4)	1.93%	11
I am a concerned citizen and/or resident of Pickens County or the surrounding area. (5)	15.76%	90
TOTAL		571

BASIC STATISTICS					
Minimum	Maximum	Median	Mean	Standard Deviation	
1.00	5.00	1.00	1.85	1.50	

Q2 Willing to listen to students, parents, community, and staff:

Answered: 565 Skipped: 6

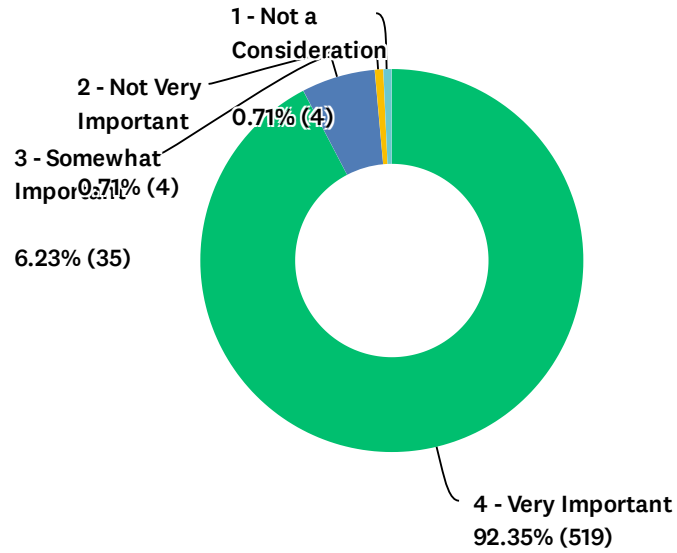


	4 - VERY IMPORTANT (1)	3 - SOMEWHAT IMPORTANT (2)	2 - NOT VERY IMPORTANT (3)	1 - NOT A CONSIDERATION (4)	TOTAL	WEIGHTED AVERAGE
(no label)	92.39% 522	5.84% 33	0.71% 4	1.06% 6	565	3.90

BASIC STATISTICS					
Minimum	Maximum	Median	Mean	Standard Deviation	
1.00	4.00	1.00	1.10	0.41	

Q3 Willing to make tough decisions:

Answered: 562 Skipped: 9

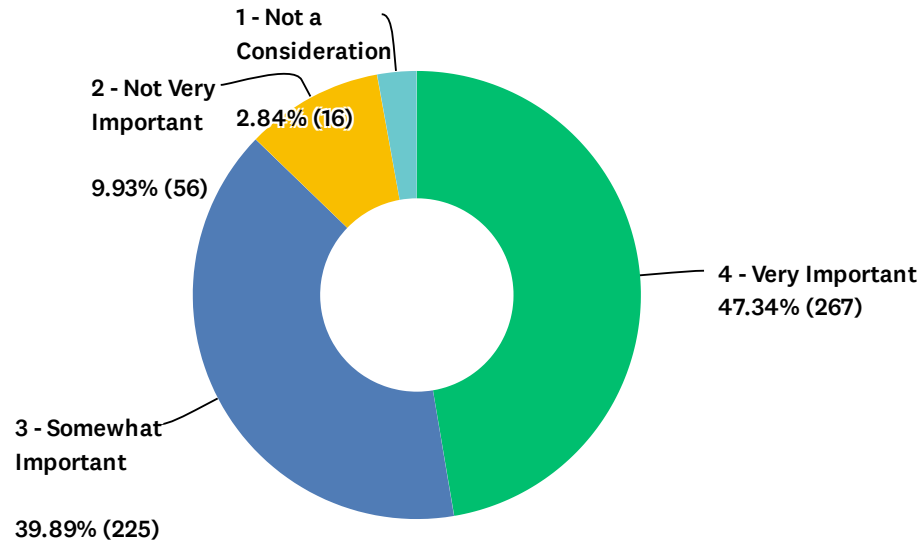


	4 - VERY IMPORTANT (1)	3 - SOMEWHAT IMPORTANT (2)	2 - NOT VERY IMPORTANT (3)	1 - NOT A CONSIDERATION (4)	TOTAL	WEIGHTED AVERAGE
(no label)	92.35% 519	6.23% 35	0.71% 4	0.71% 4	562	3.90

BASIC STATISTICS					
Minimum	Maximum	Median	Mean	Standard Deviation	
1.00	4.00	1.00	1.10	0.38	

Q4 Advanced degree(s) in Education Administration:

Answered: 564 Skipped: 7

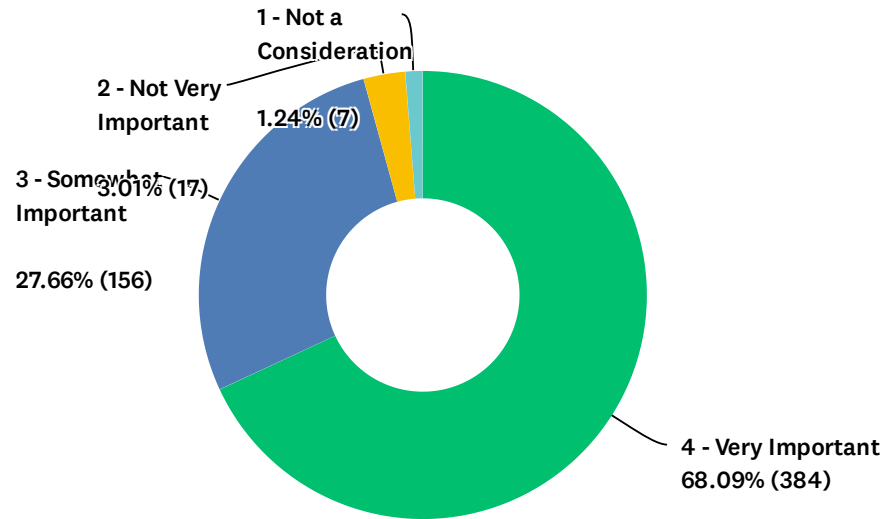


	4 - VERY IMPORTANT (1)	3 - SOMEWHAT IMPORTANT (2)	2 - NOT VERY IMPORTANT (3)	1 - NOT A CONSIDERATION (4)	TOTAL	WEIGHTED AVERAGE
(no label)	47.34% 267	39.89% 225	9.93% 56	2.84% 16	564	3.32

BASIC STATISTICS						
Minimum		Maximum		Median		Mean
1.00		4.00		2.00		1.68
						Standard Deviation
						0.77

Q5 Classroom teaching experience:

Answered: 564 Skipped: 7

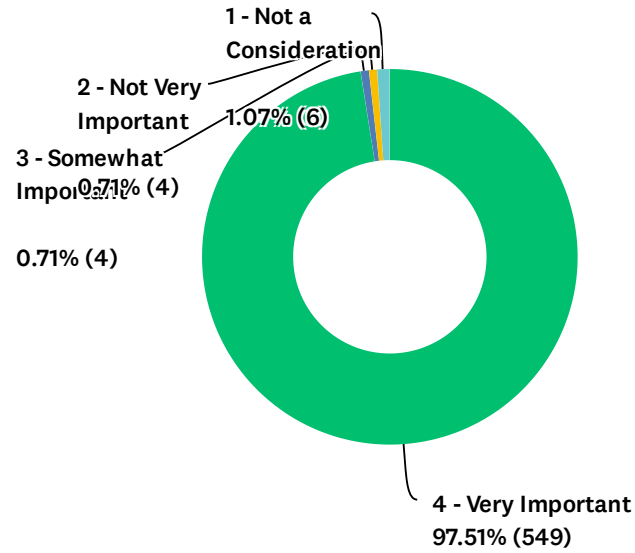


	4 - VERY IMPORTANT (1)	3 - SOMEWHAT IMPORTANT (2)	2 - NOT VERY IMPORTANT (3)	1 - NOT A CONSIDERATION (4)	TOTAL	WEIGHTED AVERAGE
(no label)	68.09% 384	27.66% 156	3.01% 17	1.24% 7	564	3.63

BASIC STATISTICS					
Minimum	Maximum	Median	Mean	Standard Deviation	
1.00	4.00	1.00	1.37	0.61	

Q6 Honesty:

Answered: 563 Skipped: 8

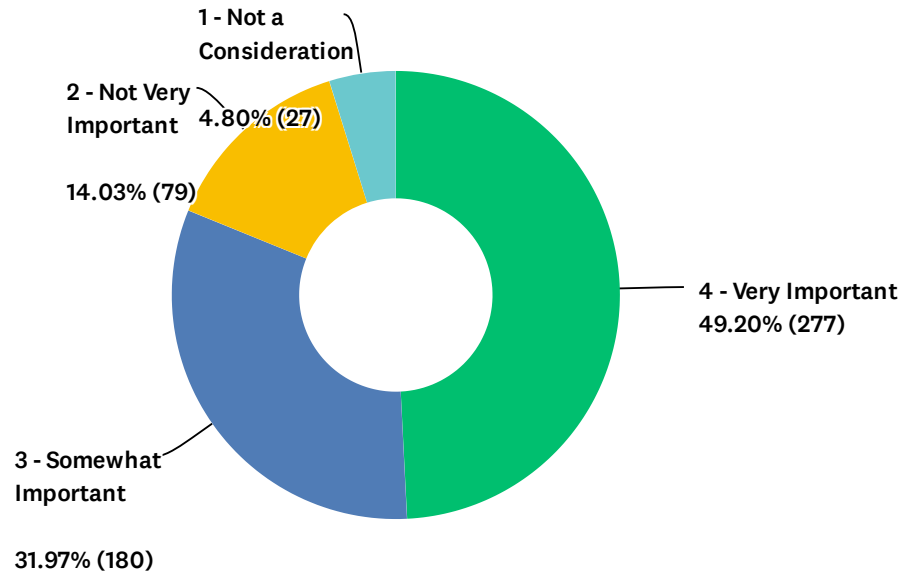


	4 - VERY IMPORTANT (1)	3 - SOMEWHAT IMPORTANT (2)	2 - NOT VERY IMPORTANT (3)	1 - NOT A CONSIDERATION (4)	TOTAL	WEIGHTED AVERAGE
(no label)	97.51% 549	0.71% 4	0.71% 4	1.07% 6	563	3.95

BASIC STATISTICS									
Minimum	1.00	Maximum	4.00	Median	1.00	Mean	1.05	Standard Deviation	0.36

Q7 Familiar with the Pickens County School System:

Answered: 563 Skipped: 8

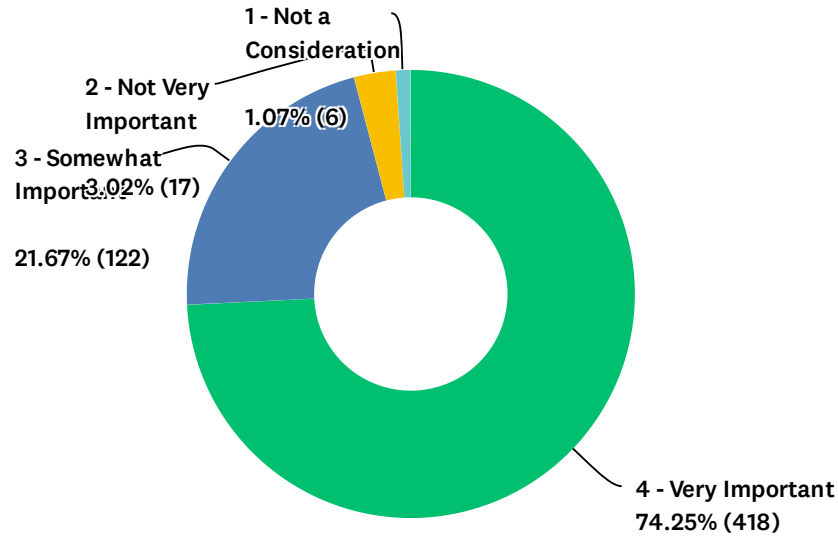


	4 - VERY IMPORTANT (1)	3 - SOMEWHAT IMPORTANT (2)	2 - NOT VERY IMPORTANT (3)	1 - NOT A CONSIDERATION (4)	TOTAL	WEIGHTED AVERAGE
(no label)	49.20% 277	31.97% 180	14.03% 79	4.80% 27	563	3.26

BASIC STATISTICS						
Minimum	Maximum	Median	Mean	Standard Deviation		
1.00	4.00	2.00	1.74	0.87		

Q8 Experience and knowledge of school system finances and budget:

Answered: 563 Skipped: 8

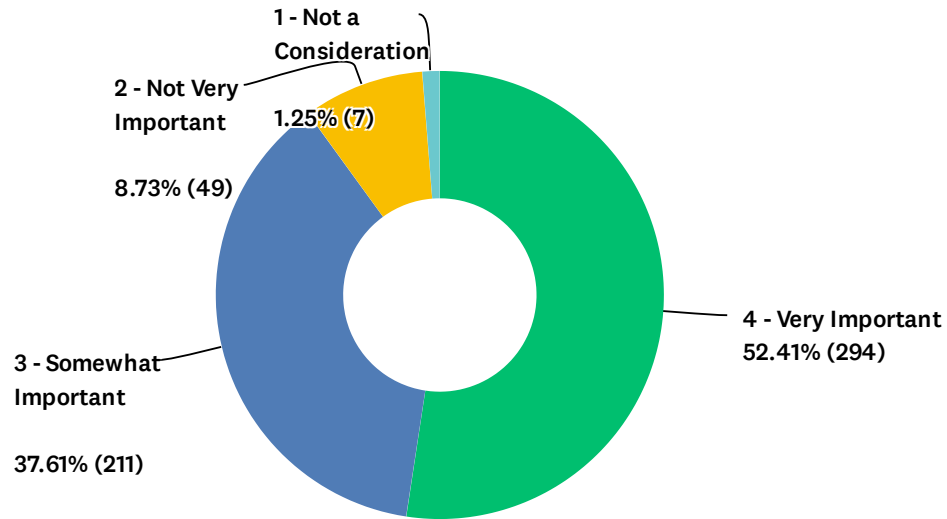


	4 - VERY IMPORTANT (1)	3 - SOMEWHAT IMPORTANT (2)	2 - NOT VERY IMPORTANT (3)	1 - NOT A CONSIDERATION (4)	TOTAL	WEIGHTED AVERAGE
(no label)	74.25% 418	21.67% 122	3.02% 17	1.07% 6	563	3.69

BASIC STATISTICS					
Minimum	Maximum	Median	Mean	Standard Deviation	
1.00	4.00	1.00	1.31	0.58	

Q9 Ability to oversee facilities, maintenance, renovation, and construction:

Answered: 561 Skipped: 10

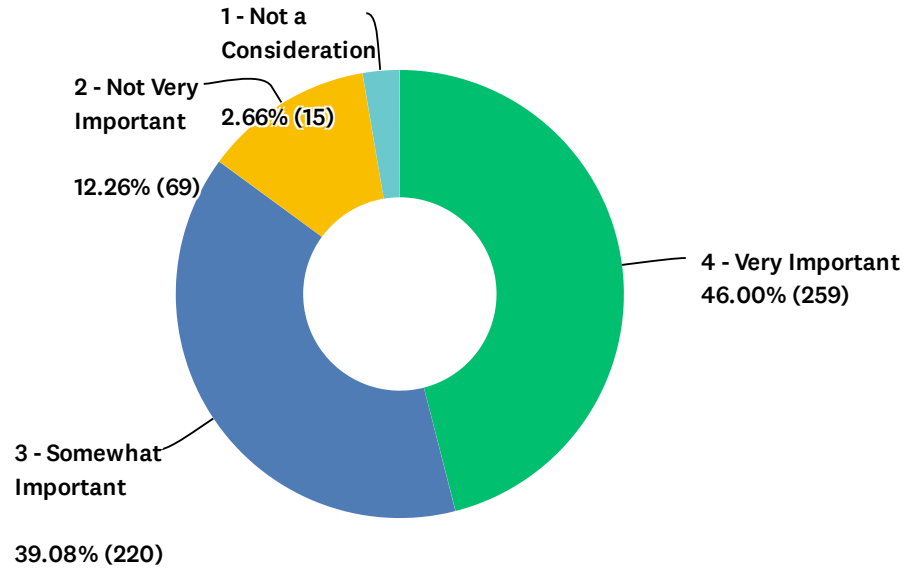


	4 - VERY IMPORTANT (1)	3 - SOMEWHAT IMPORTANT (2)	2 - NOT VERY IMPORTANT (3)	1 - NOT A CONSIDERATION (4)	TOTAL	WEIGHTED AVERAGE
(no label)	52.41% 294	37.61% 211	8.73% 49	1.25% 7	561	3.41

BASIC STATISTICS						
Minimum		Maximum		Median		Standard Deviation
1.00		4.00		1.00		0.70

Q10 Experience in school system(s) similar to Pickens County:

Answered: 563 Skipped: 8

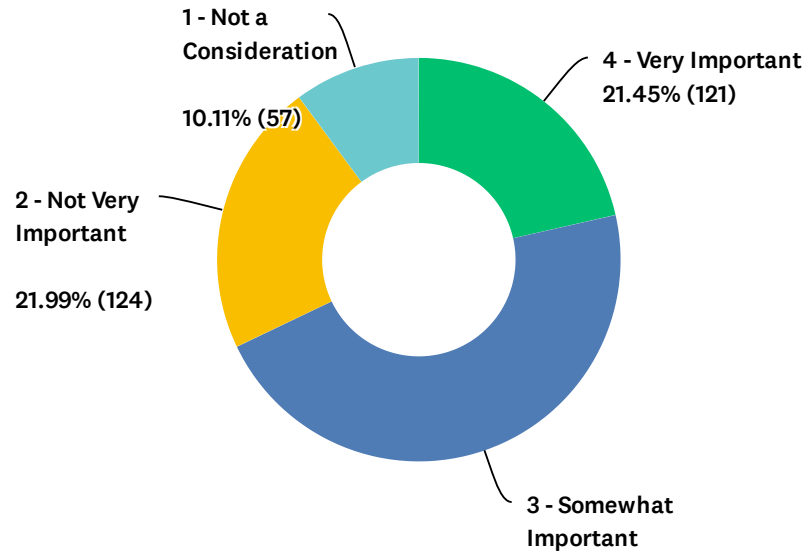


	4 - VERY IMPORTANT (1)	3 - SOMEWHAT IMPORTANT (2)	2 - NOT VERY IMPORTANT (3)	1 - NOT A CONSIDERATION (4)	TOTAL	WEIGHTED AVERAGE
(no label)	46.00% 259	39.08% 220	12.26% 69	2.66% 15	563	3.28

BASIC STATISTICS						
Minimum	Maximum	Median	Mean	Standard Deviation		
1.00	4.00	2.00	1.72	0.78		

Q11 Experience in school system(s) different from Pickens County:

Answered: 564 Skipped: 7

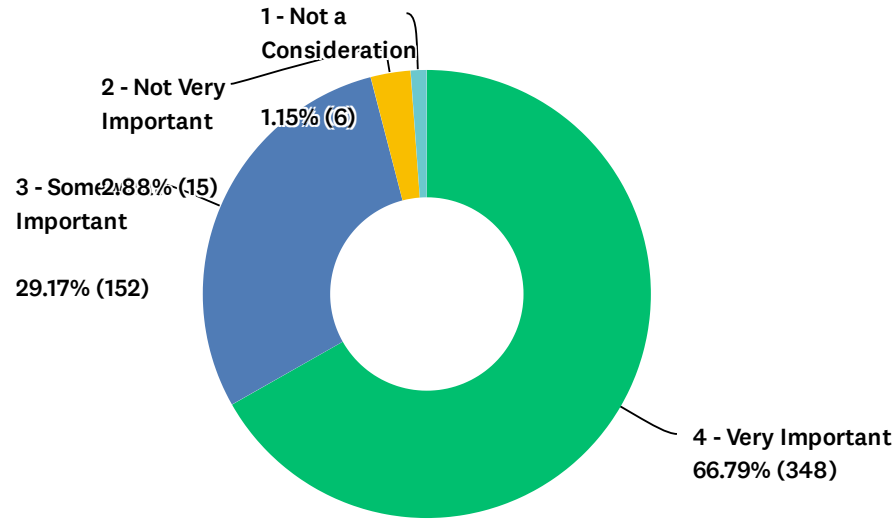


	4 - VERY IMPORTANT (1)	3 - SOMEWHAT IMPORTANT (2)	2 - NOT VERY IMPORTANT (3)	1 - NOT A CONSIDERATION (4)	TOTAL	WEIGHTED AVERAGE
(no label)	21.45% 121	46.45% 262	21.99% 124	10.11% 57	564	2.79

BASIC STATISTICS						
Minimum		Maximum	Median	Mean	Standard Deviation	
1.00		4.00	2.00	2.21	0.89	

Q12 Ability to oversee curriculum and instruction:

Answered: 521 Skipped: 50

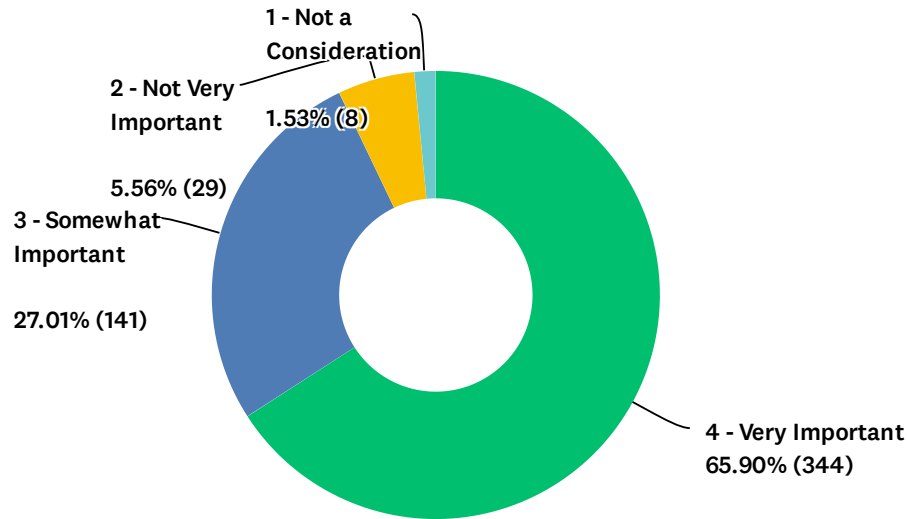


	4 - VERY IMPORTANT (1)	3 - SOMEWHAT IMPORTANT (2)	2 - NOT VERY IMPORTANT (3)	1 - NOT A CONSIDERATION (4)	TOTAL	WEIGHTED AVERAGE
(no label)	66.79% 348	29.17% 152	2.88% 15	1.15% 6	521	3.62

BASIC STATISTICS						
Minimum		Maximum		Median		Standard Deviation
1.00		4.00		1.00		0.60

Q13 Projects an image of professionalism and polish:

Answered: 522 Skipped: 49

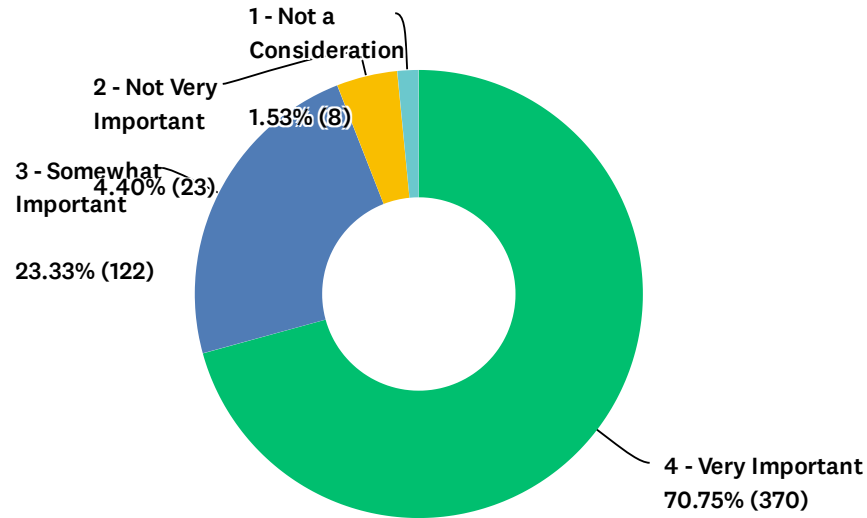


	4 - VERY IMPORTANT (1)	3 - SOMEWHAT IMPORTANT (2)	2 - NOT VERY IMPORTANT (3)	1 - NOT A CONSIDERATION (4)	TOTAL	WEIGHTED AVERAGE
(no label)	65.90% 344	27.01% 141	5.56% 29	1.53% 8	522	3.57

BASIC STATISTICS						
Minimum		Maximum		Median		Standard Deviation
1.00		4.00		1.00		0.67

Q14 Likely to serve as Pickens County Superintendent for an extended time:

Answered: 523 Skipped: 48

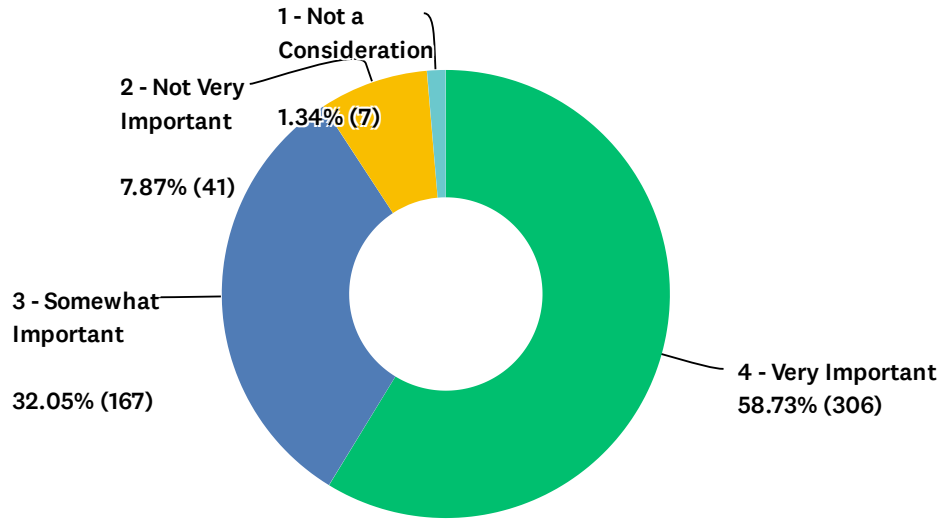


	4 - VERY IMPORTANT (1)	3 - SOMEWHAT IMPORTANT (2)	2 - NOT VERY IMPORTANT (3)	1 - NOT A CONSIDERATION (4)	TOTAL	WEIGHTED AVERAGE
(no label)	70.75% 370	23.33% 122	4.40% 23	1.53% 8	523	3.63

BASIC STATISTICS						
Minimum		Maximum		Median		Standard Deviation
1.00		4.00		1.00		0.64

Q15 School-level administrative experience:

Answered: 521 Skipped: 50

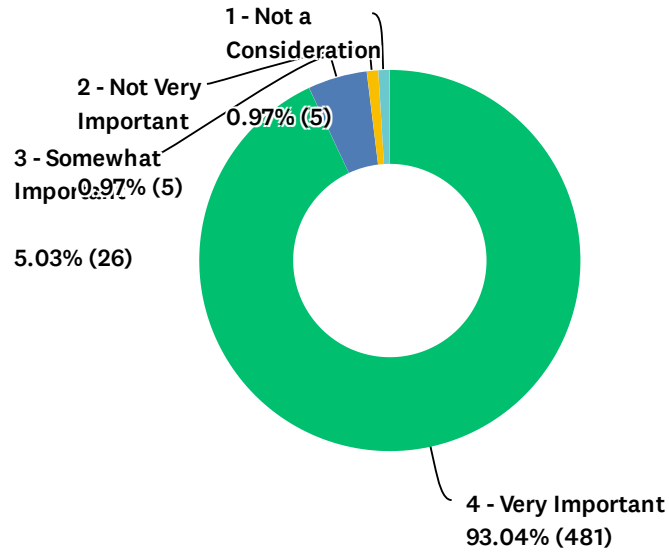


	4 - VERY IMPORTANT (1)	3 - SOMEWHAT IMPORTANT (2)	2 - NOT VERY IMPORTANT (3)	1 - NOT A CONSIDERATION (4)	TOTAL	WEIGHTED AVERAGE
(no label)	58.73% 306	32.05% 167	7.87% 41	1.34% 7	521	3.48

BASIC STATISTICS						
Minimum		Maximum		Median		Standard Deviation
1.00		4.00		1.00		0.70

Q16 High ethical and moral standards:

Answered: 517 Skipped: 54

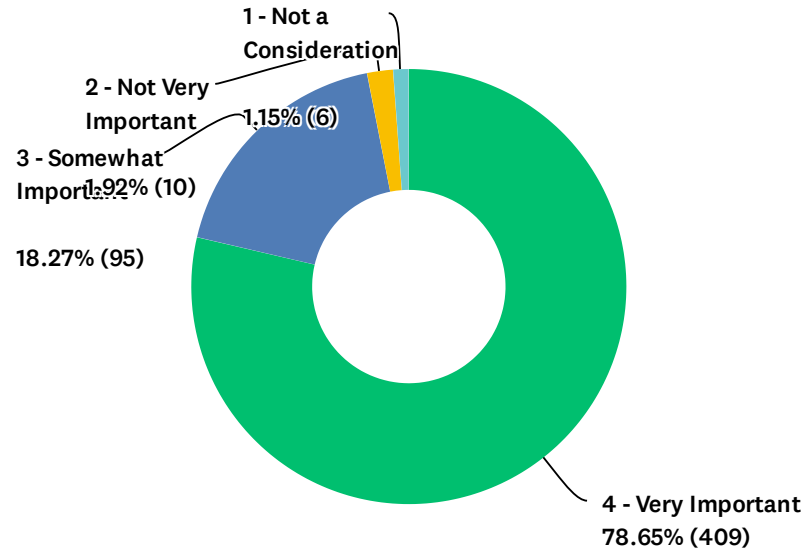


	4 - VERY IMPORTANT (1)	3 - SOMEWHAT IMPORTANT (2)	2 - NOT VERY IMPORTANT (3)	1 - NOT A CONSIDERATION (4)	TOTAL	WEIGHTED AVERAGE
(no label)	93.04% 481	5.03% 26	0.97% 5	0.97% 5	517	3.90

BASIC STATISTICS					
Minimum	Maximum	Median	Mean	Standard Deviation	
1.00	4.00	1.00	1.10	0.41	

Q17 Ability to improve Pickens County's student achievement levels:

Answered: 520 Skipped: 51

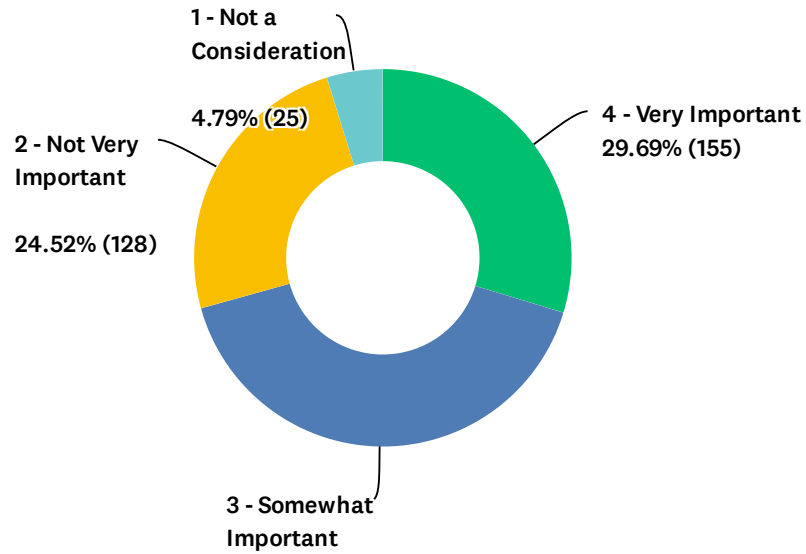


	4 - VERY IMPORTANT (1)	3 - SOMEWHAT IMPORTANT (2)	2 - NOT VERY IMPORTANT (3)	1 - NOT A CONSIDERATION (4)	TOTAL	WEIGHTED AVERAGE
(no label)	78.65% 409	18.27% 95	1.92% 10	1.15% 6	520	3.74

BASIC STATISTICS						
Minimum		Maximum		Median		Standard Deviation
1.00		4.00		1.00		0.55

Q18 Active in professional organizations:

Answered: 522 Skipped: 49

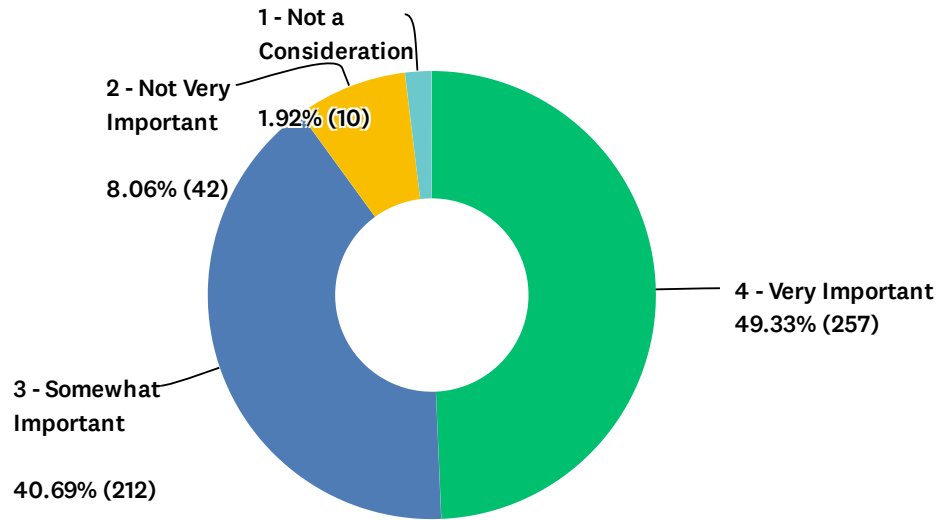


	4 - VERY IMPORTANT (1)	3 - SOMEWHAT IMPORTANT (2)	2 - NOT VERY IMPORTANT (3)	1 - NOT A CONSIDERATION (4)	TOTAL	WEIGHTED AVERAGE
(no label)	29.69% 155	41.00% 214	24.52% 128	4.79% 25	522	2.96

BASIC STATISTICS						
Minimum		Maximum	Median	Mean	Standard Deviation	
1.00		4.00	2.00	2.04	0.86	

Q19 Knowledge and/or experience in administration of support functions such as special education, food service, and transportation:

Answered: 521 Skipped: 50

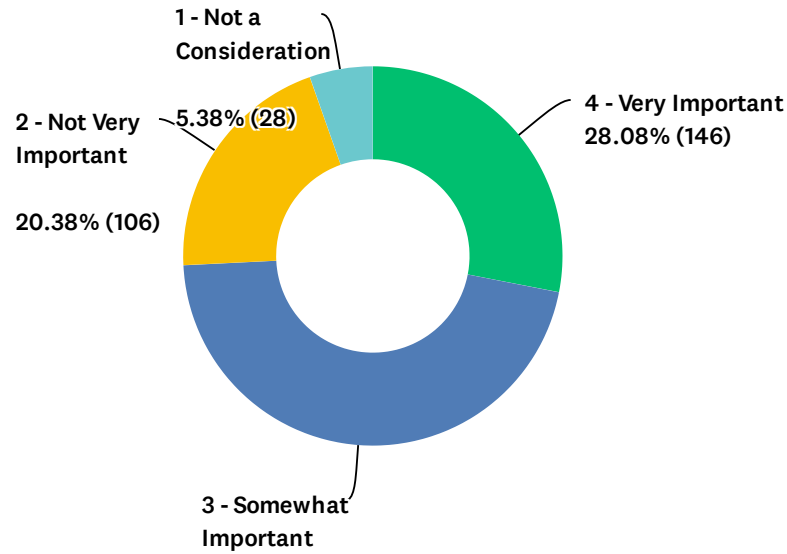


	4 - VERY IMPORTANT (1)	3 - SOMEWHAT IMPORTANT (2)	2 - NOT VERY IMPORTANT (3)	1 - NOT A CONSIDERATION (4)	TOTAL	WEIGHTED AVERAGE
(no label)	49.33% 257	40.69% 212	8.06% 42	1.92% 10	521	3.37

BASIC STATISTICS						
Minimum		Maximum	Median	Mean	Standard Deviation	
1.00		4.00	2.00	1.63	0.71	

Q20 Prior service and/or success as a school superintendent:

Answered: 520 Skipped: 51

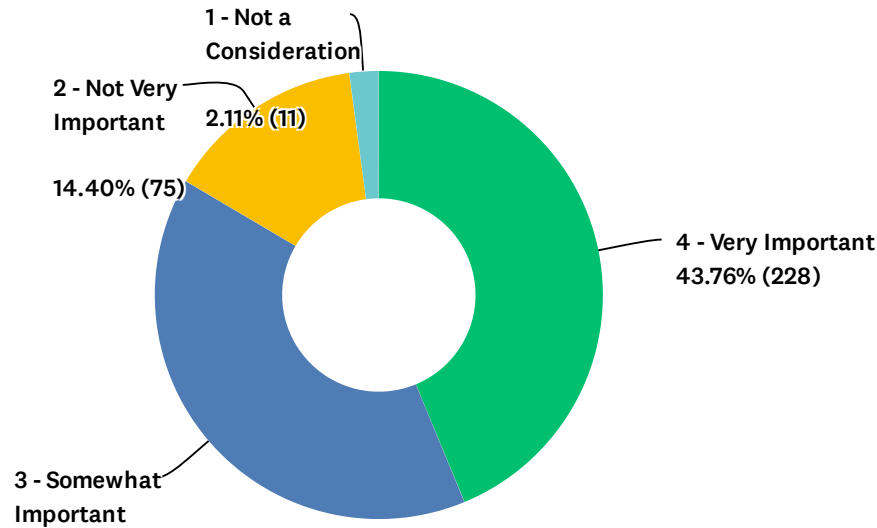


	4 - VERY IMPORTANT (1)	3 - SOMEWHAT IMPORTANT (2)	2 - NOT VERY IMPORTANT (3)	1 - NOT A CONSIDERATION (4)	TOTAL	WEIGHTED AVERAGE
(no label)	28.08% 146	46.15% 240	20.38% 106	5.38% 28	520	2.97

BASIC STATISTICS						
Minimum		Maximum	Median	Mean	Standard Deviation	
1.00		4.00	2.00	2.03	0.84	

Q21 Civic and community involvement and leadership:

Answered: 521 Skipped: 50

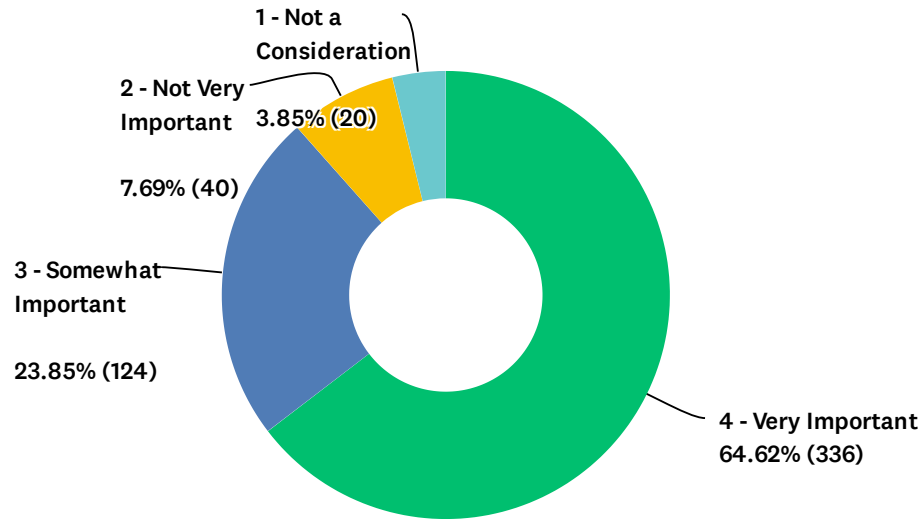


	4 - VERY IMPORTANT (1)	3 - SOMEWHAT IMPORTANT (2)	2 - NOT VERY IMPORTANT (3)	1 - NOT A CONSIDERATION (4)	TOTAL	WEIGHTED AVERAGE
(no label)	43.76% 228	39.73% 207	14.40% 75	2.11% 11	521	3.25

BASIC STATISTICS						
Minimum	Maximum	Median	Mean	Standard Deviation		
1.00	4.00	2.00	1.75	0.78		

Q22 Ability to work effectively and in harmony with the School Board:

Answered: 520 Skipped: 51

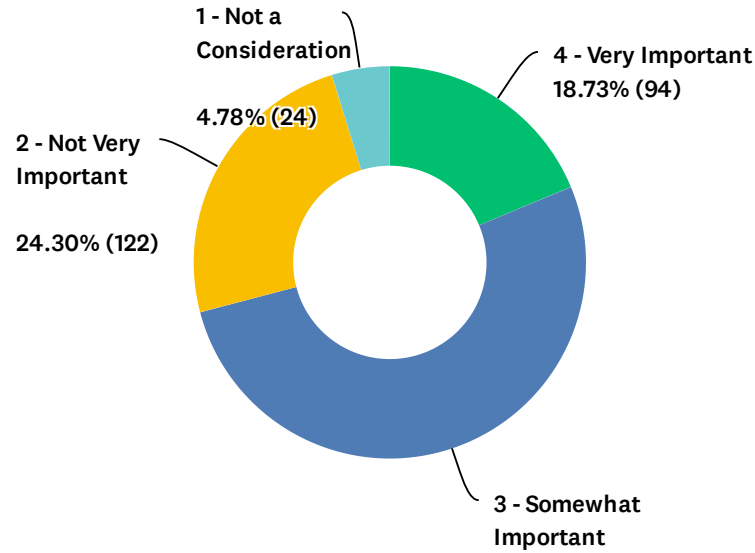


	4 - VERY IMPORTANT (1)	3 - SOMEWHAT IMPORTANT (2)	2 - NOT VERY IMPORTANT (3)	1 - NOT A CONSIDERATION (4)	TOTAL	WEIGHTED AVERAGE
(no label)	64.62% 336	23.85% 124	7.69% 40	3.85% 20	520	3.49

BASIC STATISTICS						
Minimum		Maximum		Median		Standard Deviation
1.00		4.00		1.00		0.80

Q23 Central office administrative experience:

Answered: 502 Skipped: 69

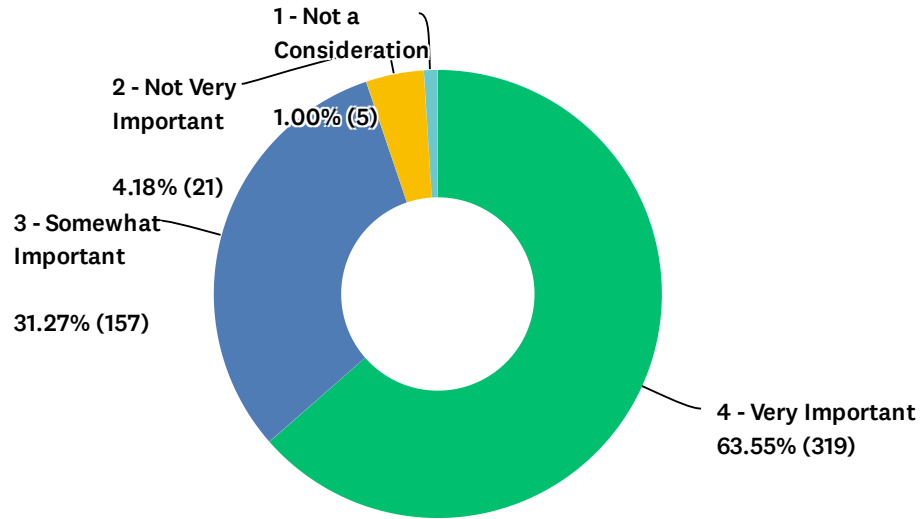


	4 - VERY IMPORTANT (1)	3 - SOMEWHAT IMPORTANT (2)	2 - NOT VERY IMPORTANT (3)	1 - NOT A CONSIDERATION (4)	TOTAL	WEIGHTED AVERAGE
(no label)	18.73% 94	52.19% 262	24.30% 122	4.78% 24	502	2.85

BASIC STATISTICS						
Minimum		Maximum	Median	Mean	Standard Deviation	
1.00		4.00	2.00	2.15	0.77	

Q24 Good public speaker and communicator:

Answered: 502 Skipped: 69

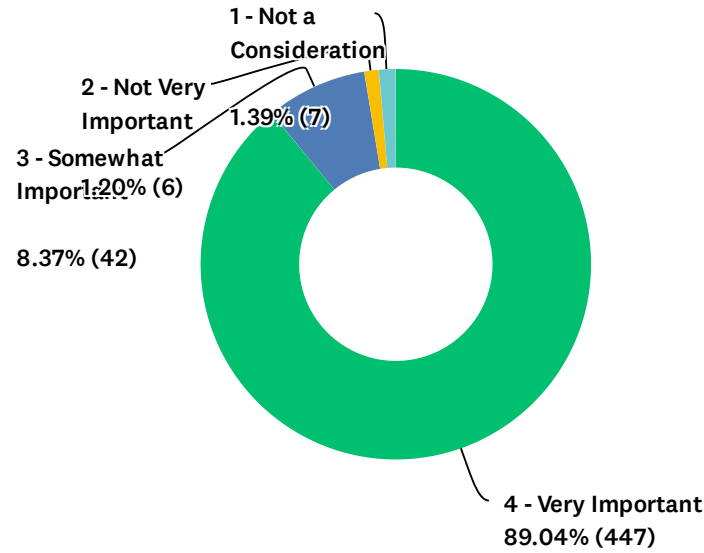


	4 - VERY IMPORTANT (1)	3 - SOMEWHAT IMPORTANT (2)	2 - NOT VERY IMPORTANT (3)	1 - NOT A CONSIDERATION (4)	TOTAL	WEIGHTED AVERAGE
(no label)	63.55% 319	31.27% 157	4.18% 21	1.00% 5	502	3.57

BASIC STATISTICS						
Minimum		Maximum		Median		Standard Deviation
1.00		4.00		1.00		0.62

Q25 Willing to admit to problems and mistakes:

Answered: 502 Skipped: 69

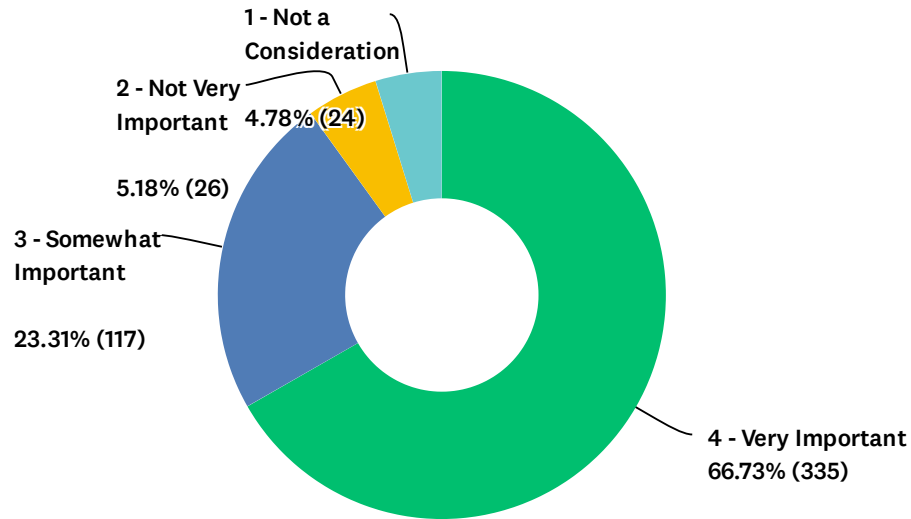


	4 - VERY IMPORTANT (1)	3 - SOMEWHAT IMPORTANT (2)	2 - NOT VERY IMPORTANT (3)	1 - NOT A CONSIDERATION (4)	TOTAL	WEIGHTED AVERAGE
(no label)	89.04% 447	8.37% 42	1.20% 6	1.39% 7	502	3.85

BASIC STATISTICS					
Minimum	Maximum	Median	Mean	Standard Deviation	
1.00	4.00	1.00	1.15	0.48	

Q26 Willing to hold educators accountable for student outcomes and results:

Answered: 502 Skipped: 69

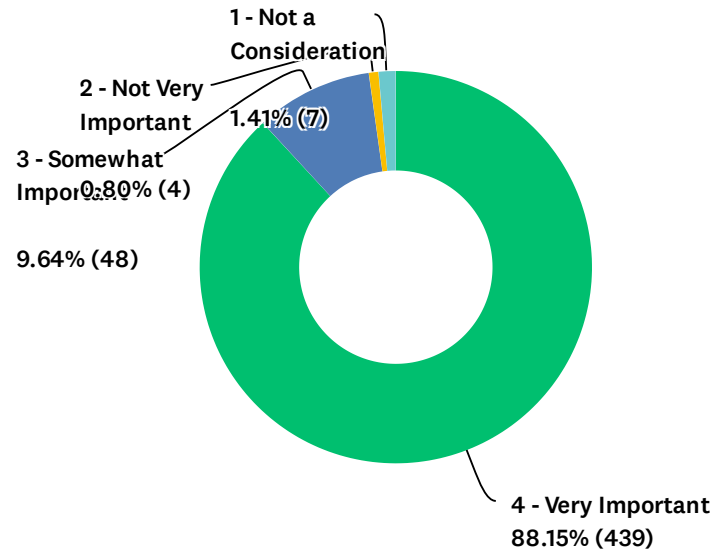


	4 - VERY IMPORTANT (1)	3 - SOMEWHAT IMPORTANT (2)	2 - NOT VERY IMPORTANT (3)	1 - NOT A CONSIDERATION (4)	TOTAL	WEIGHTED AVERAGE
(no label)	66.73% 335	23.31% 117	5.18% 26	4.78% 24	502	3.52

BASIC STATISTICS						
Minimum		Maximum		Median		Standard Deviation
1.00		4.00		1.00		0.80

Q27 Ability to attract and retain high quality teachers, administrators, and staff for the Pickens County School System:

Answered: 498 Skipped: 73

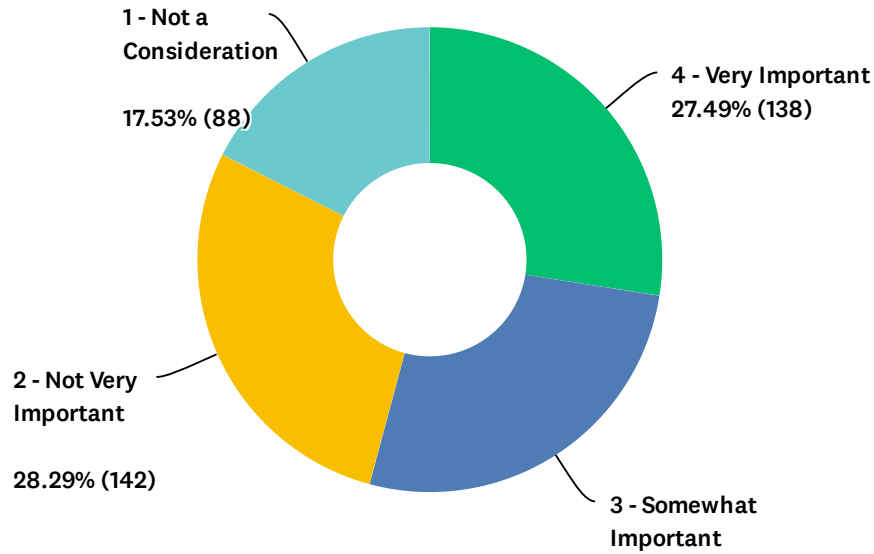


	4 - VERY IMPORTANT (1)	3 - SOMEWHAT IMPORTANT (2)	2 - NOT VERY IMPORTANT (3)	1 - NOT A CONSIDERATION (4)	TOTAL	WEIGHTED AVERAGE
(no label)	88.15% 439	9.64% 48	0.80% 4	1.41% 7	498	3.85

BASIC STATISTICS						
Minimum	Maximum	Median	Mean	Standard Deviation		
1.00	4.00	1.00	1.15	0.48		

Q28 History of successful employment with the Pickens County School System:

Answered: 502 Skipped: 69

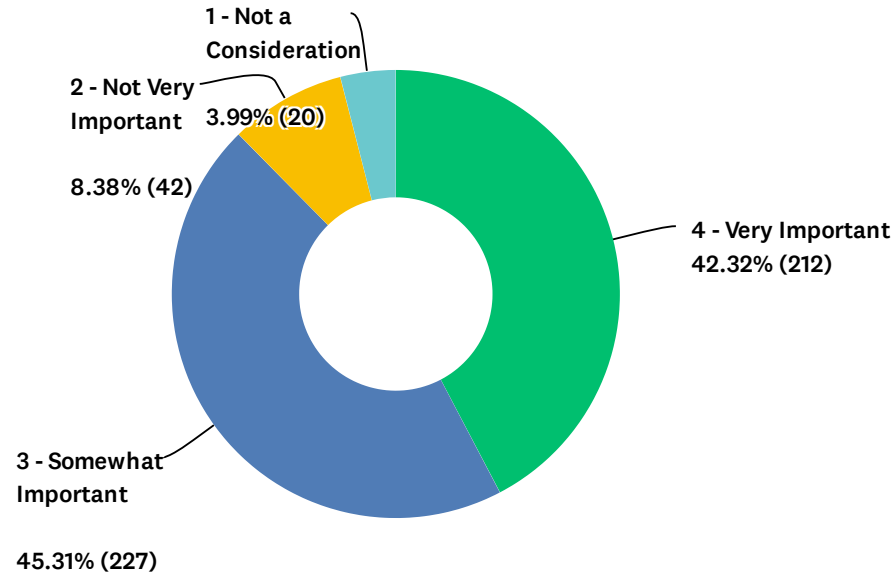


	4 - VERY IMPORTANT (1)	3 - SOMEWHAT IMPORTANT (2)	2 - NOT VERY IMPORTANT (3)	1 - NOT A CONSIDERATION (4)	TOTAL	WEIGHTED AVERAGE
(no label)	27.49% 138	26.69% 134	28.29% 142	17.53% 88	502	2.64

BASIC STATISTICS						
Minimum		Maximum	Median	Mean	Standard Deviation	
1.00		4.00	2.00	2.36	1.06	

Q29 High energy level:

Answered: 501 Skipped: 70

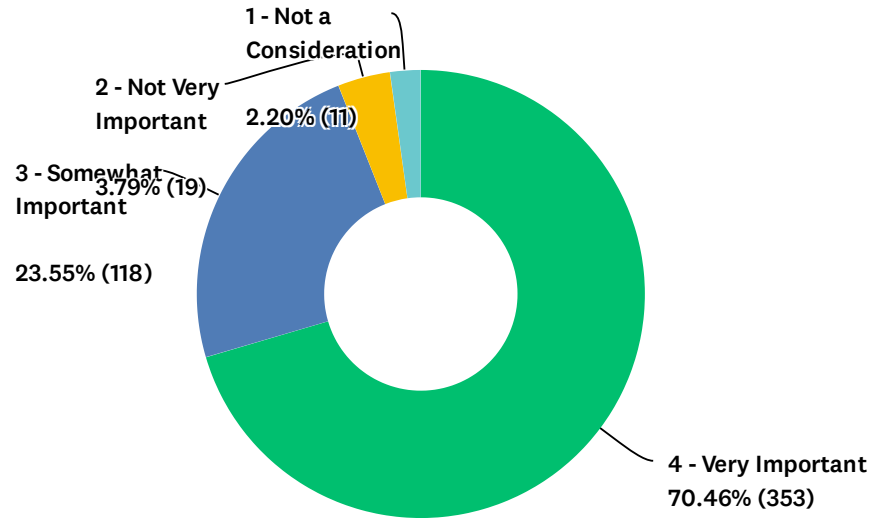


	4 - VERY IMPORTANT (1)	3 - SOMEWHAT IMPORTANT (2)	2 - NOT VERY IMPORTANT (3)	1 - NOT A CONSIDERATION (4)	TOTAL	WEIGHTED AVERAGE
(no label)	42.32% 212	45.31% 227	8.38% 42	3.99% 20	501	3.26

BASIC STATISTICS					
Minimum	Maximum	Median	Mean	Standard Deviation	
1.00	4.00	2.00	1.74	0.77	

Q30 Ability to improve Pickens County's graduation rate:

Answered: 501 Skipped: 70

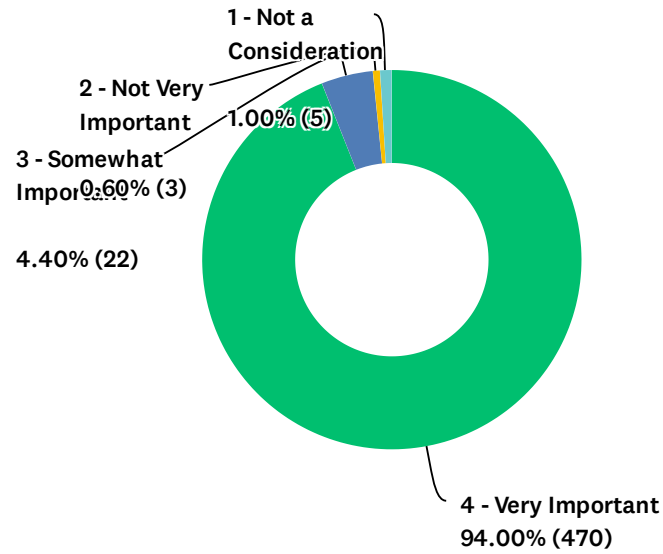


	4 - VERY IMPORTANT (1)	3 - SOMEWHAT IMPORTANT (2)	2 - NOT VERY IMPORTANT (3)	1 - NOT A CONSIDERATION (4)	TOTAL	WEIGHTED AVERAGE
(no label)	70.46% 353	23.55% 118	3.79% 19	2.20% 11	501	3.62

BASIC STATISTICS						
Minimum		Maximum		Median		Standard Deviation
1.00		4.00		1.00		0.67

Q31 Strong work ethic:

Answered: 500 Skipped: 71

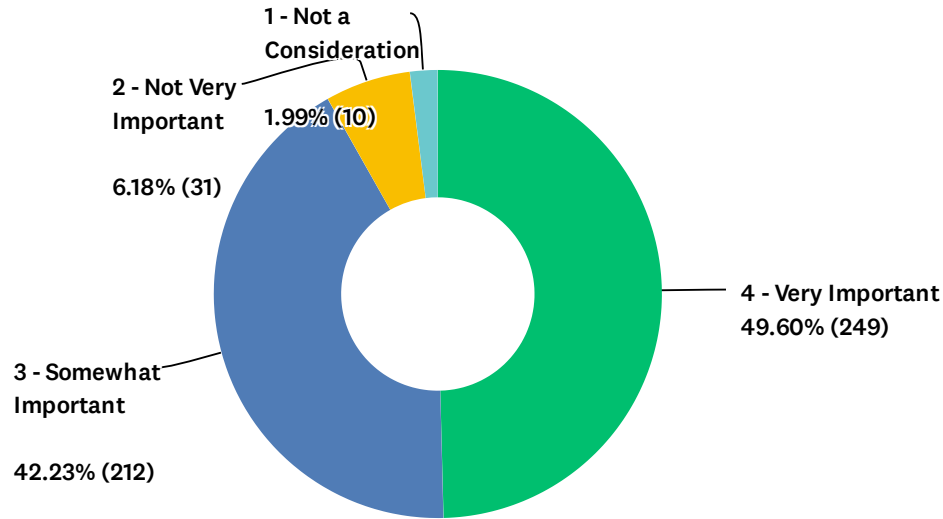


	4 - VERY IMPORTANT (1)	3 - SOMEWHAT IMPORTANT (2)	2 - NOT VERY IMPORTANT (3)	1 - NOT A CONSIDERATION (4)	TOTAL	WEIGHTED AVERAGE
(no label)	94.00% 470	4.40% 22	0.60% 3	1.00% 5	500	3.91

BASIC STATISTICS					
Minimum	Maximum	Median	Mean	Standard Deviation	
1.00	4.00	1.00	1.09	0.39	

Q32 Experience in and/or knowledge of legal and personnel matters:

Answered: 502 Skipped: 69



	4 - VERY IMPORTANT (1)	3 - SOMEWHAT IMPORTANT (2)	2 - NOT VERY IMPORTANT (3)	1 - NOT A CONSIDERATION (4)	TOTAL	WEIGHTED AVERAGE
(no label)	49.60% 249	42.23% 212	6.18% 31	1.99% 10	502	3.39

BASIC STATISTICS									
Minimum	1.00	Maximum	4.00	Median	2.00	Mean	1.61	Standard Deviation	0.69